证券简称：宝色股份 证券代码：300402

南京宝色股份公司

Nanjin Baose Co.,Ltd



“

”

22,911.95 17,309.96 13,187.77

17,516.34 27.69% 31.03% 15.99%

35.99%

21,000

105

1

2022

2 35 35

3

20

20 = 20 /

20 80%

4

= /

72,000.00

2		14,703.30	14,400.00
3		9,935.66	

.....

.....

.....3

.....6

.....

.....

.....

.....14

.....14

.....17

.....30

.....49

.....51

.....55

.....

.....57

.....60

.....61

.....64

.....64

.....64

.....65

.....

.....66

.....66

.....67

.....102

.....

.....103

.....104

.....104

.....105

.....105

.....

.....106

.....106

.....109

.....110

.....

.....113

.....114

.....120

.....121

.....122

.....124

.....125

.....126

/

CBI		Chicago Bridge & Iron Company N.V.
IHI		IHI Corporation
		ð ð
		2020
		1 Pw 0.1Mpa 2 2.5Mpa.L 3
PTA		
MMA		PMMA
PDH		PropaneDehydrogenation PDH
XRD		X

ASME		ASME American Society of Mechanical Engineers
DNV		
TUV		T ¦ V
SNQA		

Nanjing Baose Co., Ltd.

20,200

15

15

1994 5 5 2008 10 20

2014 10 10

300402

025-51180028

025-51180028

www.baose.com

91320100135626086T

	75,348.73
	91610301221302782B

3D

(
)

4 dw7-

	91610000719754006H

GB/T 4754 ð 2017

C35

1 “

”

2 “

”

JB/T4710-2005

JB/T4745-2002 JB/T4756-2006

NB/T47011-2010 YS/T753-2011

NB/T47015-2011 JB/T4730-2005

		/		

5		2009 1		

		/		
1		2022 1		
2		2019 5		
3		2021 1		

4

9		2010 2		
10	-	2009 5		
11		2008 1		

1y

2			
3			
4		2025	2025
5		2025 ð	2025 15
6			
7		2035	

1

2

40-50

80

1987 -1991			
1994 -2001			

2004 -

2011 2013

2025

3

— —

4

5

6

2025 ñ

ò

CBI IHI

		A1 A2 A ( )	EPC

		LNG	

2025

2

3

1

1 PTA

2 PDH

3

4

5 MMA

6 ABS

7

8

1

2

3

4



		
		
	 BAOSE 宝色股份	
		 BAOSE

“ ”

ASME

ASME AI U/U2

“ ”

6-12

						/
2022 1-6	17,955.05	17,955.05	77.00	100.00%	66,729.47	3.72
2021	20,676.98	20,655.98	77.00	99.90%	115,816.41	5.61
2020	21,139.40	21,132.40	56.00	99.97%	104,649.07	4.95
2019	17,718.39	17,800.39	49.00	100.46%	82,518.80	4.64

4.64 / 4.95 /

5.61 / 3.72 / “ + ”

2019 -2021

2022

2022

1

/

	2022 1-6		2021		2020		2019	
	766.94	17.43	706.03	12.39	1,809.91	13.84	922.52	11.94
	150.70	18.33	596.75	10.72	43.24	22.25	192.72	16.78
	19.17	35.32	70.81	32.99	10.02	46.05	24.47	47.04
	920.50	2.79	4,174.77	3.22	3,056.13	2.89	2,537.07	2.94
	1,235.00	10.26	1,704.00	9.30	2,239.00	6.21	3,293.00	10.62
	1,717.00	0.74	9,438.55	0.78	3,395.44	0.62	8,973.47	0.52

“ ” “ / ”

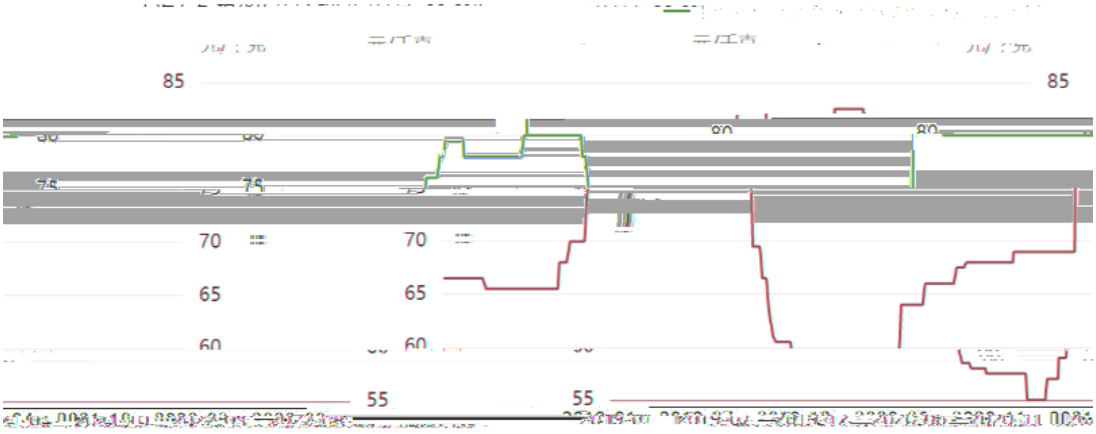

数据来源：同花顺iFinD

2019 -2022

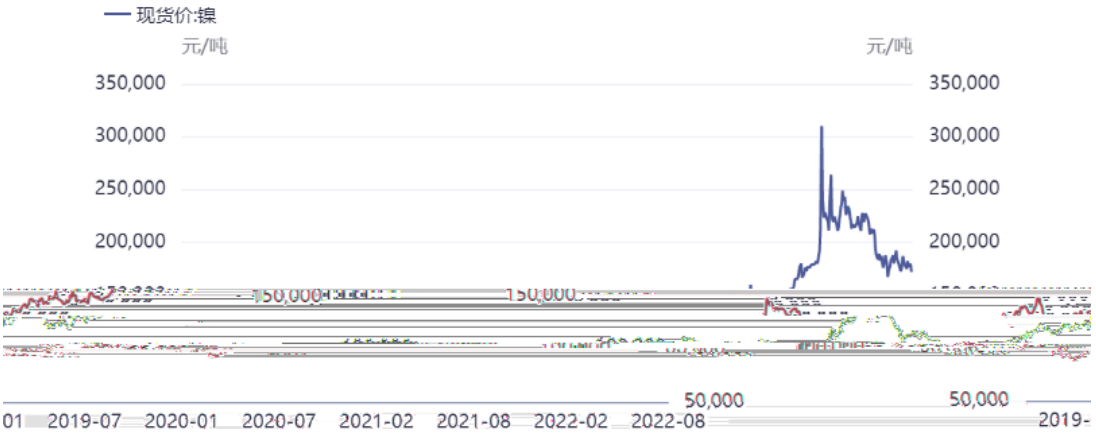

数据来源：同花顺iFinD

1

2022 6 30

	39,191.94	10,122.10	-	29,069.84	75.06%	74.17%
	24,340.68	15,152.68	-	9,188.00	23.72%	37.75%
	966.17					

		0050203				
13		2018 0024736	518 04 601	122.43	/	
14		2018 0024787	518 08 601	83.43	/	
15		2018 0024723	518 08 603	79.62	/	
16		2018 0024727	518 08 102	79.62	/	
17		2018 0024791	518 07 603	98.87	/	
18		2018 0024780	518 08 101	83.43	/	
19		2018 0024783	518 08 604	79.62	/	
20		2018 0024775	518 07 402	98.87	/	

2

2

1	ð	492.00		
2		2,273.00		

—

320115201610091 320115201610479

320115201608260101

2005 11

9 2005 181

2013 4 10

320115201380143

2.25%

2022 7 8

2019 1 1

3

1

m²

1		6654651	2010.3.28-2030.3.27	7	
2		6654652	2010.3.28-2030.3.27	6	
3		6654650	2010.3.28-2030.5.20	11	
4		4006106	2010.3.28-2030.3.27	7	
5		4006104	2006.5.14-2026.5.13		

8

22			ZL201811425414.3		2020/11/3	
23		TA5 T	ZL201810493844.2		2020/12/1	
24			ZL201811300925.2		2020/12/1	
25			ZL201910525245.9		2021/4/27	
26			ZL202011558607.3		2022/2/18	
27			ZL201320313215.X		2013/11/27	
28			ZL201320520533.3		2014/2/26	
29			ZL201320737108.X		2014/7/2	
30			ZL201420248985.5		2014/10/22	
31			ZL201420260257.6		2014/10/22	
32			ZL201520506511.0		2015/11/18	
33			ZL201520232599.1		2015/7/29	

55			ZL202220545974.8		2022/7/29	

4

1

				/	
1		baose.com		ICP 2021042724 -1	2013.5.14

5

1

4		TS3810368-2026	GC1		2022.6.14	2026.7.2

	/					

2

II

[00238]

II

3,457.06 4,214.94

6,195.63 2,910.17 3.77%

3.86% 4.93% 4.07% 2021

1

2

3

“ ”

“ ” 2025

“ ” “

”

نز

2020 6

2022 6 30

1		-	-
2		928.04	-
3		-	-
4		-	-
5		-	-
6		-	-
7		259.51	-

2022 6 30

2022 6 30

	4.63
	289.01
	700.49
	109.79

	1,103.93

2022 6 30

2022 6 30

2022 6 30

2022 6 30

19.90% 0

2025 “ ”

“ ”

PTA

2

A

1

35 35

“ ”

=

/

P=P0-D

P=P0/ 1+N

P= P0-D / 1+N

P0 D N

P

4,250.42

30%

57.52% 100%

47.52%

2022

2014 953 2014

5,100 1.00

4.47 22,797.00

2,828.53 19,968.47

2014 9 30

“ 2014 211293 ò

( )

[2020]004187

2019

2014 2017 -2021

[2007]500

72,000

1		34,627.09	28,400.00
2		14,703.30	14,400.00
3		9,935.66	9,200.00
4		20,000.00	20,000.00

		79,266.05	**72,000.00**

1

34,627.09 1

2

21,000

3

2018

nK%'SrnÏ

3

1

“ ”

3

20

ɒ ˍ w ȳ

4

34,627.09

28,400.00

1		26,011.40	26,011.40
2		2,300.00	2,300.00
3		545.00	88.60
4		130.06	-
5		579.73	-
6		5,060.90	-
		34,627.09	**28,400.00**

1

26,011.40

9,514.40 16,497.00

			/		
1		× × 70 ×18 ×20	1	1,500.00	1,500.00
2		× × 9.6 ×3.1 ×3.5	1	500.00	500.00
3		× × 70 ×18 ×20	1	1,500.00	1,500.00
4	12	12	1	80.00	80.00

5

10	500	500t	4	80.00	320.00

6

2.00% 579.73

7

5,060.90 20%

25,293.83

5

1

	1			
	Q1	**Q2**	**Q3**	**Q4**

2 1 2 6

S€

1		-	61,249.38	102,082.31	102,082.31	102,082.31	102,082.31	102,082.31	102,082.31	102,082.31	102,082.31
1.1		-	18,256.83	30,428.04	30,428.04	30,428.04	30,428.04	30,428.04	30,428.04	30,428.04	30,428.04
							6.09	6.09	6.09	6.09	6.09
							5,000.00	5,000.00	5,000.00	5,000.00	5,000.00
							5,744.13	5,744.13	5,744.13	5,744.13	5,744.13

3

		2021	2020	2019
1		15.14%	15.26%	18.69%
2		16.49%	18.78%	25.84%
3		18.46%	16.65%	11.57%
4		-	12.78%	12.79%
		16.70%	15.87%	17.22%
		18.23%	16.55%	19.52%
		18.62%		

1 2022

2 2021

2019 2020

2021

7

[2022]170

8

1

14,703.30

5,000

1

2

1

20

“ BAOSE ”

4

3

1

2

20

4

14,703.30 14,400.00

1		10,750.00	10,750.00
2		3,665.00	3,650.00
3		288.30	-
		14,703.30	**14,400.00**

1

10,750.00

		m^2	**/m^2**	**/m^2**	
		5,000	**-**	**-**	**10,750.00**

2

3,665.00 2,515.00

1,150.00 3,650.00

			/ m^2	/	
1		-	120.00	1	120.00
2		-	30.00	1	30.00
3		100W	20.00	2	40.00
4		5kW	15.00	10	150.00
5		28kW	250.00	1	250.00
6		4kW	70.00	2	140.00
7		1kW	70.00	1	70.00
8		2kW	40.00	3	120.00
9		100W	120.00	1	120.00
10		-	50.00	1	50.00
11		6kW	400.00	1	400.00
12		1kW	60.00	1	60.00
13		4kW	150.00	1	150.00
14		1.5kW	50.00	1	50.00
15		100W	260.00	1	260.00
16	3D	40W	200.00	1	200.00

17		-	1.00	85	85.00
18		-	0.20	100	20.00
19		-	2.00	5	10.00
20		-	40.00	1	40.00
21		-	5.00	4	20.00
22		-	15.00	2	30.00
23		-	10.00	5	50.00
24		-	1.00	50	50.00
		-	-	**281**	**2,515.00**

		/ /m^2	/	
1	Ansys mechanical	110.00	1	110.00
2	Ansys ncode	80.00	1	80.00
3	Ansys CFD	120.00	1	120.00
4	Simufact	130.00	1	130.00
5	Solidworks	8.00	20	160.00

2

1

3

3

1

2025

2016-2020 2016-2020

”

2

		MES				
2		1~20Nm ±1% ű1,000	2	160.00	320.00	25
3		ű159~ű813 ANSI B36.10 B36.19 SCH40, 8mm~20mm 6,100mm	1	470.00	470.00	150
4		50mm 3,200mm 1,000mm ±0.1mm	1	180.00	180.00	55
5		8,000*8,000mm	1	500.00	500.00	
6		 MES	20	2.00	40.00	200
7		3,000mm 6,100mm	1	100.00	100.00	100
8	Tig	500A 60t; 10m 28m	1	2,000.00	2,000.00	120
9	DR	X 320KV Fe 50mm 1.5% 2.5% 5.0LP/mm 800mm 6,500mm 300kg 250mmX300mm Y.PXV2500	1	270.00	270.00	15
10	24 1A	QD50/10-22.5-14	2	150.00	300.00	230
11	24 1A	QD20/5-22.5-14	1	80.00	80.00	140

12 24

	Q1	Q2	Q3	Q4

6

14.73% 6.46

1

1 1 2 80% 3

100% 105

25 30

50

2

2

1

1 2 80% 3

100%

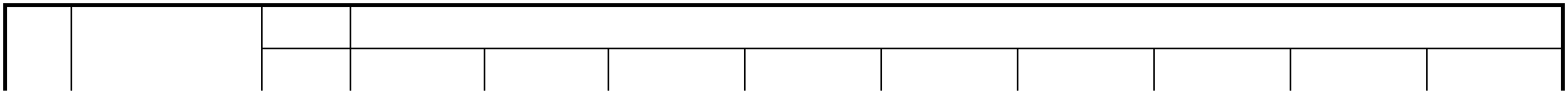

1

2

20

3% 10 3% 492.53

1		-	5,770.50	7,206.26	7,206.26	7,206.26	7,206.26	7,206.26	7,206.26	7,206.26	7,206.26
1.1		-	3,721.06	4,651.32	4,651.32	4,651.32	4,651.32	4,651.32	4,651.32	4,651.32	4,651.32
1.2		-	631.82	782.91	782.91	782.91	782.91	782.91	782.91	782.91	782.91
1.3		-	1,417.62	1,772.03	1,772.03	1,772.03	1,772.03	1,772.03	1,772.03	1,772.03	1,772.03
1.3.1		-	492.53	492.53	492.53	492.53	492.53	492.53	492.53	492.53	492.53
1.3.2		-	219.93	278.58	278.58	278.58	278.58	278.58	278.58	278.58	278.58
1.3.3		-	58.57	73.21	73.21	73.21	73.21	73.21	73.21	73.21	73.21
1.3.4		-	646.59	927.71	927.71	927.71	927.71	927.71	927.71	927.71	927.71
2			335.06	418.82	418.82	418.82	418.82	418.82	418.82	418.82	418.82
3			6,105.56	7,625.08	7,625.08	7,625.08	7,625.08	7,625.08	7,625.08	7,625.08	7,625.08

3

601989.SH

2019 2021

20,000

2

1

2019-2021

17.06%

2

2019-2021

62.33% 60.51% 66.04%

3

1

2

4

20,000.00

5 ð ð

20,000.00

27.78% 30% ð ð

ñ ò

ł } ï Ǐ ǒ ï ″l

K¥V4BLŸ

“ ò ñ

43,782.46 46,944.98

60,526.60 82,928.65 47.74%

42.99% 48.17% 57.96%

62.33% 60.51%

66.04% 70.43%

22,911.95 17,309.96 13,187.77

17,516.34 27.69% 31.03% 15.99%

35.99%

21,000

105

第六节 与本次发行相关的声明

一、发行人及全体董事、监事、高级管理人员声明

[redacted]

全体董事签字：

陈战乾	季为民	王军强
蒋建华	周春松	杨秀云

全体监事签字：

蒋鑫涛	程　航

全体高级管理人员签字：

吴亚燕	刘鸿彦	刘义忠
张　民		

第六节 与本次发行相关的声明

本公司及全体董事、监事、高级管理人员承诺本募集说明书内容真实、准确、完整，不存在虚假记载、误导性陈述或重大遗漏，按照诚信原则履行承诺，并承担相应的法律责任。

[illegible]	[illegible]	吴杰杰
陈战乾	季为民	王军强

第六节 与本次发行相关的声明

一、发行人及全体董事、监事、高级管理人员声明

2022 年 10 月 17 日

二、发[illegible]

[illegible]本人承诺本募集说明书内容真实、准确、完整不存在虚假记载、误导性陈述或重大遗漏，按照诚信原则履行承诺，并承担相应的法律责任。

法定代表人：

五、保荐人董事长声明

本人已认真阅读南京宁色股份公司募集说明书的[illegible]

[illegible]

保荐机构董事长：[illegible]

[illegible]

中金证券股份有限公司

2022年10月17日

六、发行人律师声明

本所及经办律师已阅读募集说明书，确认募集说明书内容与本所出具的法律

大华会计师事务所（特殊普通合伙）
北京市海淀区西四[illegible]号院7号楼12层 [100039]
电话：86 (10) 5835 0011 传真：86 (10) 5835 0006
www.dahua-cpa.com

会计师事务所声明

大华特字[2022]005763 号

本所及[illegible]

[illegible]行股票募集说明书》（以下简[illegible]募集说明书），确认募集说明书内容与本所出具的审计报告（大华审字[2022]006902 号、大华审字[2021]007770 号、大华审字[2020]007117 号）、内部控制控[illegible]

[illegible]

[2012]37 3 — 2022

[2022]3

2022 -2024

1

2

3

4

5

6

7

1

2

3